

# NCLEX Examination

RN Nursing Licensure Preparation Spring  
2017


# Application for Licensure

- ▶ All applicants are required to apply for Licensure online via BreEZE on the California Board of Registered Nursing Website [www.rn.ca.gov](http://www.rn.ca.gov)
- ▶ All students must submit the application and feeds for licensure online using a valid credit card no more than TWO weeks prior to graduation date MAY 1, 2017
- ▶ Do not register with Pearson Vue for testing until after you have received an eligibility notice from the BRN

# California BRN Registered Nursing Application

- ▶ Application available at BRN website
- ▶ <http://www.rn.ca.gov/applicants/index.shtml>
- ▶ Licensure by Examination in the State of California
- ▶ All fees must be paid with a valid credit card
- ▶ Processing times may vary, so do not accept a position outside of an expected time range
- ▶ Once you are licensed your address of record must be disclosed to the public
- ▶ Application fees are non refundable

# Application for Licensure first step register for an account on BreEZe

- ▶ Use the Online Tutorial for a Video demon on how to set up a BreEZe account
  - ▶ Register for a BreEZe account
  - ▶ Begin entering application information by selecting 1-RN Initial Exam Application
  - ▶ At the end of the application you will be able to attach documents
- 

# Fees 2017

- ▶ All fees are non-refundable- Total \$670
- ▶ BRN Application for licensure fee:
  - \$200
  - **BRN Interim Permit**
  - \$50
  - **Pearson Vue fees for testing**
    - \$200
    - **Live Scan Fees:**
    - Approximately \$70
    - **BRN Public Health Nurse \$150**

# Application Tips

- ▶ Use the same name in APPLICATION AS ON your diploma, driver's license or photo ID
- ▶ If you change your name notify the Board immediately
- ▶ You will need 2 forms of ID for the test See NCLEX information for types of acceptable Identification
- ▶ US Social Security or individual taxpayer identification number is MANDATORY
- ▶ Application is on the BRN website
- ▶ You will need a recent 2x2 passport type photo of head and shoulders only
- ▶ When filling in a section on report Prior Convictions or Discipline against license See Dr. Jensen for details on Convictions
- ▶ MISDEMEANORS AS WELL AS FELONIES – Motor vehicle infractions over \$1000
- ▶ See convictions to see how to process– Will take longer to process application

TIPS

TIPS

# BRN POLICY ON DENIAL OF LICENSE

- ▶ Read the policy on the denial of licensure
- ▶ The BRN requires disclosure and evidence of rehabilitation.
- ▶ The burden of proof of rehabilitation is on the candidate



Denial

Denial

# Live Scan– many locations in Ventura County

- ▶ Be sure to use the same name on this application
- ▶ Follow the directions on the instruction sheet and fill in all the items marked X
- ▶ Bring the triplicate to the Live Scan Location– one goes to Live scan operator; one to BRN and one for you to submit with your application
- ▶ Fee approximately \$70




Live Scan

Live Scan



# FORMS TO BE COMPLETED Today

- ▶ Request for Transcript
  - ▶ Request for Transcript Public Health Nurse Certification
  - ▶ Fill in the top:
  - ▶ Name of Professional Registered Nursing School:
  - ▶ CSU Channel Islands
  - ▶ Camarillo CA 93012
  - ▶ Years Attended
  - ▶ Years Graduated 2017
- 

# Accommodations

- ▶ Fill in the accommodations forms on the website.
- ▶ Get paperwork to the BRN early since it takes longer to process your paperwork

# NCLEX Information


- ▶ Information on NCSBN Website
- ▶ National Council State Board of Nursing website for 2017 NCLEX Examination Candidate Bulletin
- ▶ Program Code US04504300 Camarillo CSU Channel Islands
- ▶ Pearson VUE Professional Testing Centers
- ▶ Closest Location
- ▶ Westlake Corporate Center
- ▶ 875 Westlake Boulevard Suite 108
- ▶ Westlake, Village CA 01361

# Preparation for the Exam

- ▶ Resources available at BRN website
- ▶ ATI provides exam review course (with ATI package)
- ▶ Set a preparation time frame
- ▶ Time frame varies: All transcripts must be in before Permission to test (Estimated time July 15, 2017) Will not be able to test before that date at the earliest – turn around BRN and Pearson Vue 2 weeks EARLIEST testing August 7, 2017. Plan your job search accordingly
- ▶ Do not take a vacation, get married, have a baby or any other life changing event until after you have taken the exam

# Results

- ▶ Questions 75– 265  
Question or 6 hours
- ▶ 15 Questions are not scored
- ▶ You should get the results shortly after taking the exam.
- ▶ Do not contact the BRN for questions on processing time this slows down processing. There is a approximate processing time grid on the website.



Questions

Questions

# Public Health Nurse Application

- ▶ After receiving your license apply for the Public Health Nurse certificate
  - ▶ Notify the Nursing program so we can send the request for transcript form
  - ▶ You will need to send an transcript to them by going onto records and registration and sending them a copy directly
- 