

The background of the slide is a light gray gradient with several realistic water droplets of various sizes scattered across it. The droplets have highlights and shadows, giving them a three-dimensional appearance. The largest droplets are located in the top-left and bottom-right corners, while smaller ones are more numerous in the center and bottom areas.

NCLEX EXAMINATION

RN NURSING LICENSURE PREPARATION SPRING 2019

APPLICATION FOR LICENSURE

- ALL APPLICANTS ARE REQUIRED TO APPLY FOR LICENSURE ONLINE VIA BREEZE ON THE CALIFORNIA BOARD OF REGISTERED NURSING WEBSITE WWW.RN.CA.GOV
- USE MUST REGISTER FOR A BREEZE ACCOUNT BEFORE YOU CAN START YOUR APPLICATION.
- ONCE YOU HAVE A BREEZE ACCOUNT, YOU CAN START YOUR APPLICATION BY SELECTING 1-RN INITIAL EXAM APPLICATION FROM THE DROPDOWN MENU BELOW “START A NEW APPLICATION OR TAKE AN EXAM”.
- ONCE YOU SUBMIT YOUR APPLICATION, YOU WILL NOT BE ABLE TO CHANGE IT.
- YOU WILL ATTACH DOCUMENTS AT THE END OF THE PROCESS BEFORE YOU SUBMIT THE APPLICATION TO THE BRN.
- A VIDEO TUTORIAL IS AVAILABLE AT:
[HTTPS://WWW.DCA.CA.GOV/WEBAPPS/BREEZE/SUBMIT_APP_BREEZE/SUBMIT_APP_BREEZE.HTML](https://WWW.DCA.CA.GOV/WEBAPPS/BREEZE/SUBMIT_APP_BREEZE/SUBMIT_APP_BREEZE.HTML)
- INFORMATION SPECIFICALLY ABOUT THE APPLICATION FOR AN RN LICENSE CAN BE FOUND AT:
[HTTP://WWW.RN.CA.GOV/APPLICANTS/INDEX.SHTML](http://WWW.RN.CA.GOV/APPLICANTS/INDEX.SHTML)
- SELECT: LICENSURE BY EXAMINATION IN THE STATE OF CALIFORNIA

PREPARING TO APPLY

- USE THE SAME NAME IN APPLICATION AS ON YOUR STATE ISSUED IDENTIFICATION (USUALLY A DRIVER'S LICENSE).
 - IF YOU CHANGE YOUR NAME NOTIFY THE BOARD IMMEDIATELY
- YOU WILL NEED PRIOR TO SUBMITTING YOUR APPLICATION:
 1. US SOCIAL SECURITY OR INDIVIDUAL TAXPAYER IDENTIFICATION NUMBER IS MANDATORY – BRN WILL NOT PROCESS YOUR APPLICATION WITHOUT IT
 2. A RECENT 2X2 PASSPORT TYPE PHOTO OF HEAD AND SHOULDERS ONLY
 3. LIVE SCAN OR HARD CARD FINGERPRINTS

APPLICATION FORM

ONLINE EXAMINATION APPLICATION FORM

[HTTP://WWW.RN.CA.GOV/PDFS/APPLICANTS/EXAMID.PDF](http://www.rn.ca.gov/pdfs/applicants/examid.pdf)

- COMPLETE BOTH PAGES
- ATTACH A 2X2 PASSPORT PHOTO TO THE 2ND PAGE OF THE FORM IN THE SPACE PROVIDED

I understand that I am required to report immediately to the California Board of Registered Nursing if I am convicted of **ANY** offense that occurs between the date of this application and the date that a California registered nurse license is issued. I am also required to report to the California Board of Registered Nursing any disciplinary action and/or voluntary surrender against **ANY** health-care related license/certificate that occurs between the date of this application and the date that a California registered nurse license is issued. I understand that failure to do so may result in denial of this application or subsequent disciplinary action against my license/certificate.

I certify, under penalty of perjury under the laws of the State of California, that all information provided in connection with this application for licensure is true, correct and complete. Providing false information or omitting required information is grounds for denial of licensure or license revocation in California.

Attach a recent 2"x2"
passport type photograph.

Please tape on all four sides.

Head and shoulders only

SIGNATURE OF APPLICANT

DATE

LIVE IN SCAN

- BE SURE TO USE THE SAME NAME ON THIS APPLICATION
- THE LIVE SCAN FROM CAN BE FOUND AT
<HTTPS://WWW.RN.CA.GOV/APPLICANTS/FPINSTRUCT.SHTML#LIVESCAN>
- FOLLOW THE DIRECTIONS ON THE INSTRUCTION SHEET AND FILL IN ALL THE ITEMS MARKED X
- YOU WILL NEED THREE COMPLETED FORMS WHEN YOU GO TO THE LIVE SCAN LOCATION- ONE GOES TO LIVE SCAN OPERATOR; THE OPERATOR WILL KEEP ONE FORM, THE SECOND COPY IS THE ONE YOU WILL SUBMIT TO THE BRN WITH YOUR APPLICATION, AND THE LAST IS FOR YOUR FILES.
- FEE APPROXIMATELY \$7 - \$50 DEPENDING ON WHERE YOU GET IT DONE
- TO LOCATE AN APPROVED LIVE SCAN PROVIDER SEARCH THE CA DEPARTMENT OF JUSTICE LIST
<HTTPS://OAG.CA.GOV/FINGERPRINTS/LOCATIONS>

DO NOT submit ink card fingerprints unless you have to because it will take longer to process

APPLICATION INFORMATION

- ALL STUDENTS MUST SUBMIT THE APPLICATION AND FEES FOR LICENSURE ONLINE USING A **VALID CREDIT** CARD NO MORE THAN 2-4 WEEKS PRIOR TO GRADUATION ---- MAY 25, 2019
 - IF YOU DO NOT SUBMIT PAYMENT WHEN YOU SUBMIT YOUR APPLICATION, YOUR APPLICATION WILL NOT BE PROCESSED.
- APPLICATION FEES ARE NON-REFUNDABLE
- BRN WILL MAKE YOU ELIGIBLE TO TEST IN THE PEARSON VUE SYSTEM. PERSON VUE WILL SEND YOU AN AUTHORIZATION TO TEST VIA EMAIL ONCE YOU ARE DEEMED ELIGIBLE BY THE BRN.
- PROCESSING TIMES MAY VARY, SO DO NOT ACCEPT A POSITION THAT STARTS BEFORE YOU ANTICIPATE GETTING YOUR LICENSE (**CURRENT PROCESSING TIME 10-12 WEEKS**)
- ONCE YOU ARE LICENSED YOUR ADDRESS OF RECORD WILL BE DISCLOSED TO THE PUBLIC UPON REQUEST
 - USUALLY EMPLOYERS

ACCOMMODATIONS

- FILL IN THE ACCOMMODATIONS FORMS ON THE WEBSITE.
- WILL REQUIRE VERIFICATION OF A DISABILITY FROM A LICENSED HEALTHCARE PROFESSIONAL (REVIEW PAGES 18 – 22 OF THE APPLICATION PACKET FOR MORE INFORMATION.
[HTTP://WWW.RN.CA.GOV/APPLICANTS/LIC-EXAM.SHTML](http://www.rn.ca.gov/applicants/lic-exam.shtml))
- GET PAPERWORK TO THE BRN EARLY SINCE IT TAKES LONGER TO PROCESS YOUR PAPERWORK

PRIOR CONVICTIONS

- **MISDEMEANORS AS WELL AS FELONIES** – MOTOR VEHICLE INFRACTIONS OVER \$1000
- WILL TAKE LONGER TO PROCESS APPLICATION
- THE BRN REQUIRES DISCLOSURE AND EVIDENCE OF REHABILITATION (REVIEW DOCUMENTS FOR APPLICANTS WITH CONVICTIONS
[HTTP://WWW.RN.CA.GOV/ENFORCEMENT/ENFAPPDESK.SHTML](http://www.rn.ca.gov/enforcement/enfappdesk.shtml))
 - SIGNED & DATED LETTER OF EXPLANATION
 - CERTIFIED ARREST AND COURT RECORDS (OR OUT OF STATE DISCIPLINE DOCUMENTS)
 - LETTERS OF REFERENCE
 - CURRENT WORK PERFORMANCE EVALUATION FOR THE LAST 2 YEARS
- THE BURDEN OF PROOF OF REHABILITATION IS ON THE CANDIDATE
- REFER TO FAQs
- [HTTP://WWW.RN.CA.GOV/APPLICANTS/LIC-FAQS.SHTML](http://www.rn.ca.gov/applicants/lic-faqs.shtml)

Come see me if this is your situation

REQUEST FOR TRANSCRIPTS

- REQUEST FOR TRANSCRIPT [HTTP://WWW.RN.CA.GOV/PDFS/APPLICANTS/END_TRANSCRIPT.PDF](http://www.rn.ca.gov/pdfs/applicants/end_transcript.pdf)
 - COMPLETE AND GIVE TO HENDRA OR SARAH
 - ALLOWS US TO BULK UPLOAD UNOFFICIAL TRANSCRIPTS
 - NO FEE
- REQUEST FOR TRANSCRIPT PUBLIC HEALTH NURSE CERTIFICATION
 - COMPLETE AND GIVE TO HENDRA OR SARAH
 - AFTER YOU GET YOUR RN LICENSE
 - SUBMIT A REQUEST FOR TRANSCRIPTS FROM THE [REGISTRAR](#) AND PAY FEES
 - SUBMIT THE REQUEST FOR TRANSCRIPTS ON THE BRN WEBSITE – HAVE THE REQUEST SENT TO CSUSCI RECORDS OFFICE [HTTPS://WWW.CSUCI.EDU/RECORDS-REGISTRATION/](https://www.csuci.edu/records-registration/)
 - OFFICIAL TRANSCRIPTS WILL BE SENT TO THE BRN. DO NOT REQUEST THAT THEY BE SENT TO YOU.

- FILL IN THE TOP:
- NAME OF PROFESSIONAL REGISTERED NURSING SCHOOL:
- CSU CHANNEL ISLANDS
- CAMARILLO CA 93012
- YEARS ATTENDED
- YEAR GRADUATED 2019

If we don't have your completed and signed request for transcripts by 5/18/19, your transcripts will not be sent in the batch with other graduates to the BRN. This may delay your ability to take NCLEX

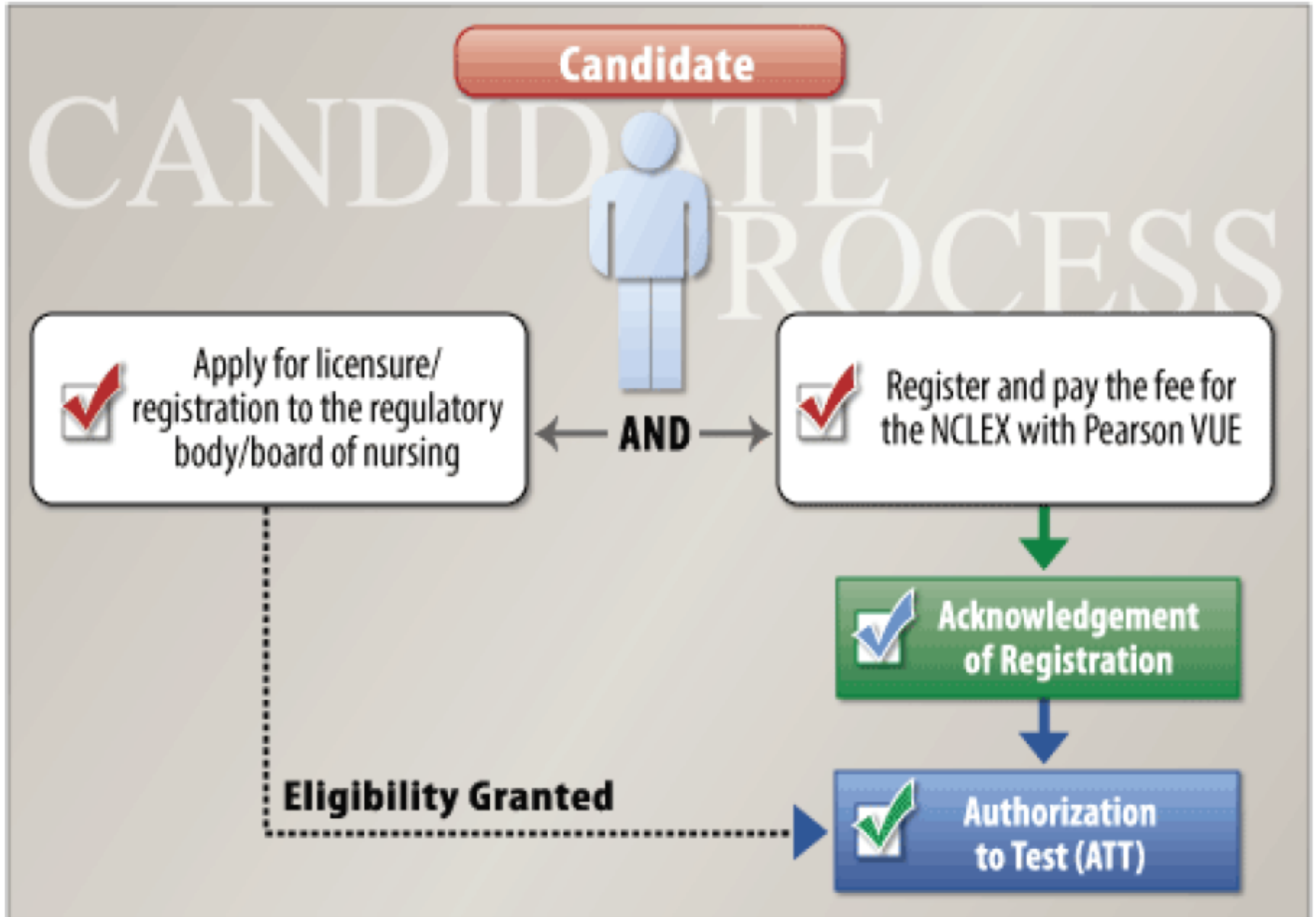
OTHER TRANSCRIPTS

- YOU MUST REQUEST TRANSCRIPTS FROM OTHER UNIVERSITIES IF YOU TOOK ANY PRE-REQUISITE COURSES AT ANOTHER COLLEGE OR UNIVERSITY
- **DO NOT** HAVE TRANSCRIPTS SENT TO YOU
- **DO NOT** ORDER TRANSCRIPTS FROM ANOTHER UNIVERSITY BEFORE YOU HAVE SUBMITTED YOUR APPLICATION TO THE BRN, THEY MAY GET LOST

APPLICATION TIPS

- **EDUCATIONAL HISTORY SECTION**
- LEAVE EXPECTED GRADUATION DATE FIELD BLANK
- PROVIDE ANY PREVIOUS NAMES YOU HAVE HAD
- **IMPORTANT**
- DOUBLE CHECK ALL THE INFORMATION IN THE APPLICATION TO MAKE SURE IT CORRECT BEFORE YOU SUBMIT

PEARSON VUE



PEARSON VUE

- MUST REGISTER WITH PEARSON VUE TO TAKE NCLEX WHEN YOU SUBMIT YOUR APPLICATION TO THE BRN.
- ONCE YOU RECEIVE THE AUTHORIZATION TO TEST, YOU MUST TAKE THE EXAM WITHIN 90 DAYS.
- YOU WILL NEED A GOVERNMENT ISSUED ID TO ENTER THE TESTING SITE
[HTTPS://WWW.NCSBN.ORG/1221.HTM](https://www.ncsbn.org/1221.htm)
 - PASSPORT
 - DRIVER'S LICENSE
 - GOVERNMENT ISSUED ID CARD
 - PERMANENT RESIDENCE CARD
 - MILITARY ID
- REVIEW THE CANDIDATE RULES PRIOR TO TAKING THE EXAM
- [HTTPS://WWW.NCSBN.ORG/1268.HTM](https://www.ncsbn.org/1268.htm)

PEARSON VUE INFORMATION

- NATIONAL COUNCIL STATE BOARD OF NURSING WEBSITE FOR 2019 NCLEX EXAMINATION CANDIDATE BULLETIN.
- [HTTPS://WWW.NCSBN.ORG/1213.HTM](https://www.ncsbn.org/1213.htm)
- **PROGRAM CODE US04504300 CAMARILLO CSU CHANNEL ISLANDS**

Pearson VUE Professional Testing Centers

Closest Location to Camarillo

Westlake Corporate Center

875 Westlake Boulevard Suite 108

Westlake, Village CA 91361

Closest Location to Goleta

Gill Office Building

1010 S. Broadway Suite F

Santa Maria, CA 93454

PREPARATION FOR THE EXAM

RESOURCES AVAILABLE AT BRN WEBSITE

ATI 3-DAY LIVE REVIEW SCHEDULED FOR APRIL.

- GOLETA 4/17, 4/18, 4/19
- CAMARILLO 4/25, 4/26, 4/27

SET A PREPARATION TIME FRAME

TIME FROM GRADUATION TO LICENSURE

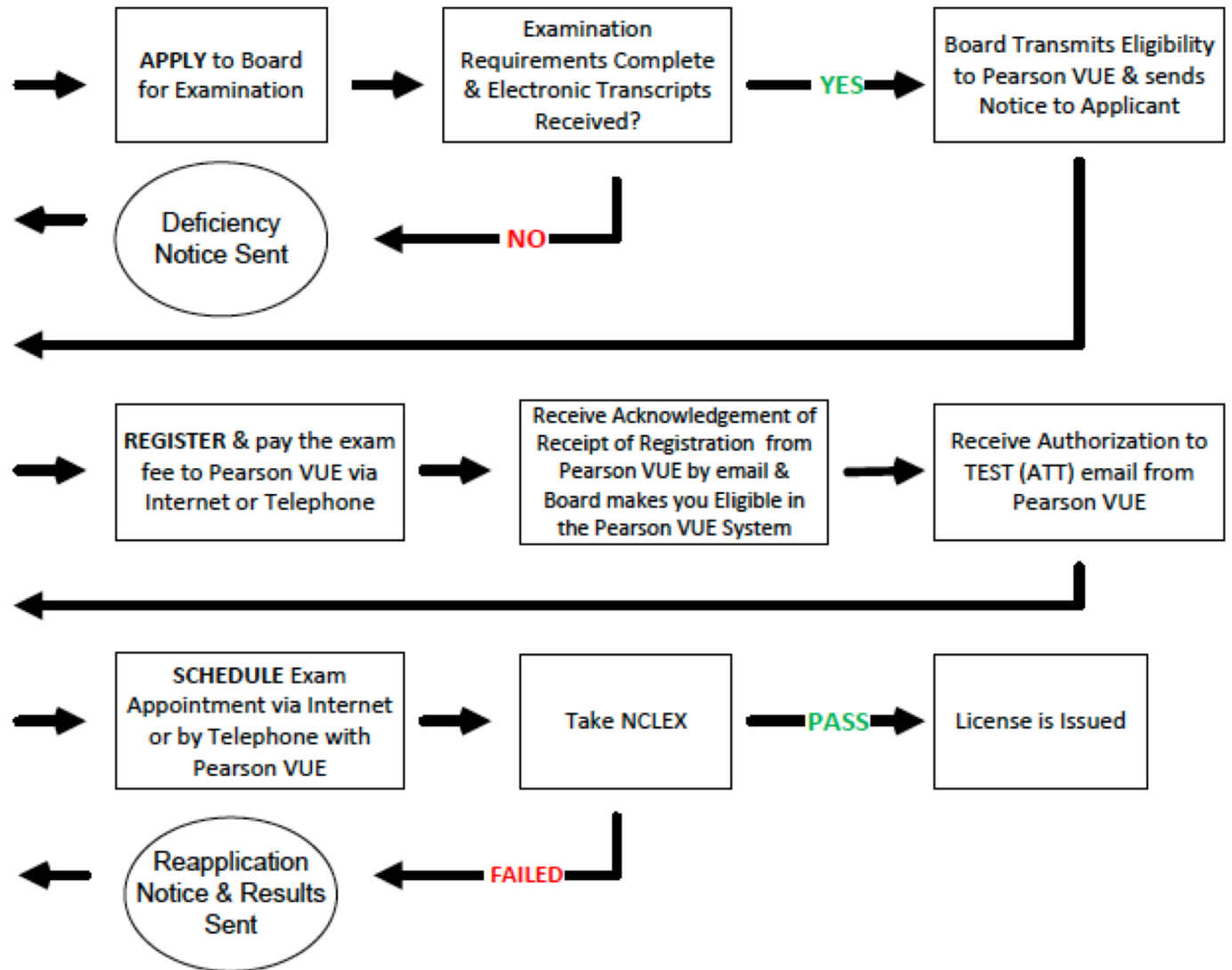
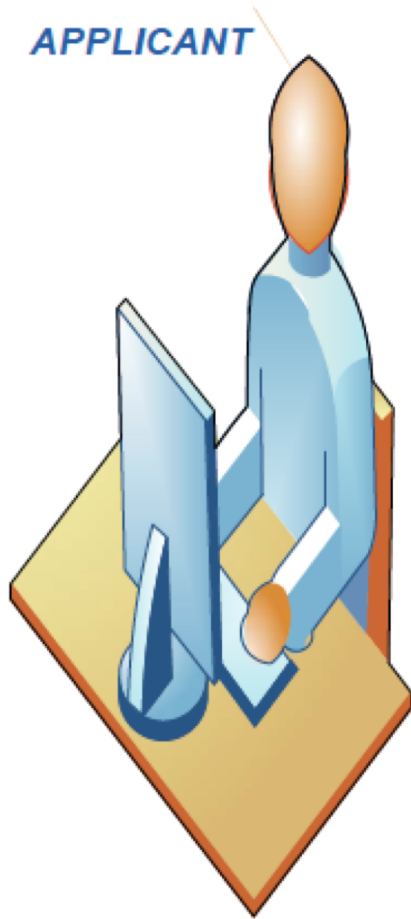
- TIME FRAME VARIES: ALL TRANSCRIPTS MUST BE IN BEFORE AUTHORIZATION TO TEST IS GRANTED
 - TRANSCRIPTS WILL NOT BE READY FOR UPLOAD BEFORE LATE JUNE
- WILL NOT BE ABLE TO TEST BEFORE THAT DATE AT THE EARLIEST
- BRN AND PEARSON VUE PROCESSING TIME 10-12 WEEKS
 - ESTIMATED EARLIEST TESTING ABOUT AUGUST 3, 2019.
- PLAN YOUR JOB SEARCH ACCORDINGLY
 - DO NOT TAKE A VACATION, GET MARRIED, HAVE A BABY OR ANY OTHER LIFE CHANGING EVENT UNTIL AFTER YOU HAVE TAKEN THE EXAM

RESULTS

- QUESTIONS 75- 265 QUESTION OR 6 HOURS
- 15 QUESTIONS ARE NOT SCORED
- YOU SHOULD GET THE RESULTS SHORTLY AFTER TAKING THE EXAM.
- DO NOT CONTACT THE BRN FOR QUESTIONS ON PROCESSING TIME THIS SLOWS DOWN PROCESSING. THERE IS A APPROXIMATE PROCESSING TIME GRID ON THE WEBSITE.

Board of Registered Nursing Examination and NCLEX Registration Process

APPLICANT



PUBLIC HEALTH NURSE APPLICATION

- AFTER RECEIVING YOUR LICENSE APPLY FOR THE PUBLIC HEALTH NURSE CERTIFICATE
 - **AFTER YOU GET YOUR RN LICENSE**
 - SUBMIT A REQUEST FOR TRANSCRIPTS TO THE [REGISTRAR](#) AND PAY FEES
 - ***OFFICIAL TRANSCRIPTS WILL BE SENT TO THE BRN. DO NOT REQUEST THAT THEY BE SENT TO YOU.***
- THE APPLICATION FOR THE PHN CERTIFICATE CAN BE FOUND AT [HTTP://WWW.RN.CA.GOV/APPLICANTS/AD-PRACT.SHTML#PHN](http://www.rn.ca.gov/applicants/ad-pract.shtml#phn)

FEES 2019

ALL FEES ARE NON-REFUNDABLE- TOTAL \$935 (INCLUDING INTERIM PERMIT)

BRN APPLICATION FOR LICENSURE FEE:

- \$300

BRN INTERIM PERMIT

- \$100

PEARSON VUE FEES FOR TESTING

- \$200

LIVE SCAN FEES:

- APPROXIMATELY \$35

BRN PUBLIC HEALTH NURSE

- \$300