

App Installation Instructions for Apple and Android Devices

Lippincott Advisor App

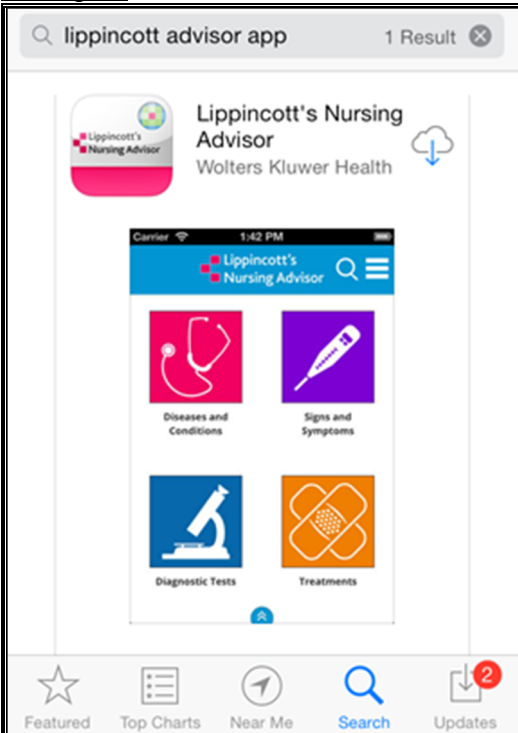
The mobile application for *Lippincott Advisor* is compatible with Apple and Android phones and tablets.

Before You Begin

Please log on to your schools' WiFi network

How to Install

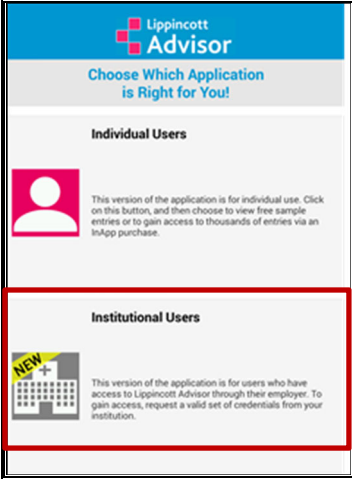
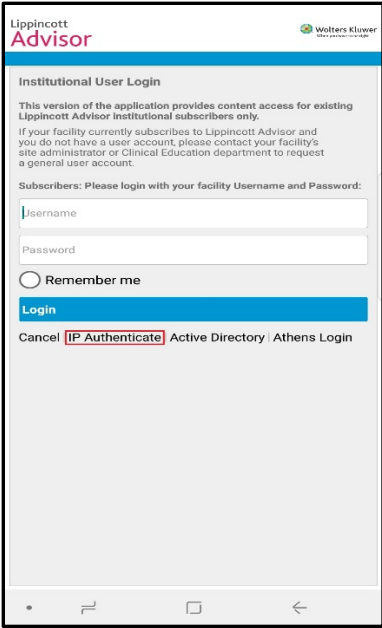
Please follow these steps below to install the app on your phone and/or tablet.

Step	Action
1	Go to the Google Play or Apple App store.
2	Locate the <i>Lippincott Nursing Advisor</i> app in the app store.
	<u>Information:</u> You can search by Lippincott Advisor App to find the app quickly.
3	Download the app. <u>Examples:</u> 
4	When prompted, select the Accept or Install option. <u>Note:</u> The terminology is dependent on the store – Google Play or App Store.

Continued on next page

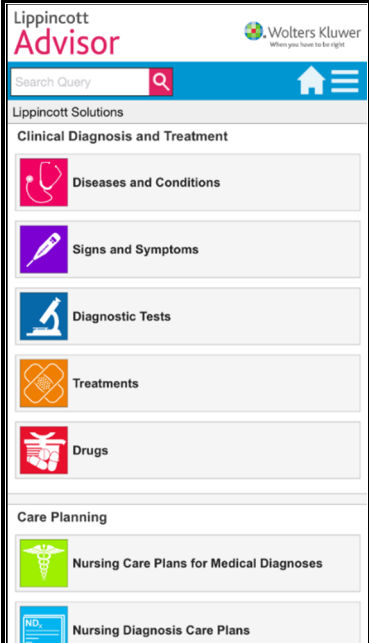
App Installation Instructions for Apple and Android Devices, Continued

How to Install, (continued)

Step	Action
5	<p>When prompted, choose the Institutional Users version of the app.</p> <p>Example:</p> 
6	<p>Choose to IP Authenticate into the apps.</p> 

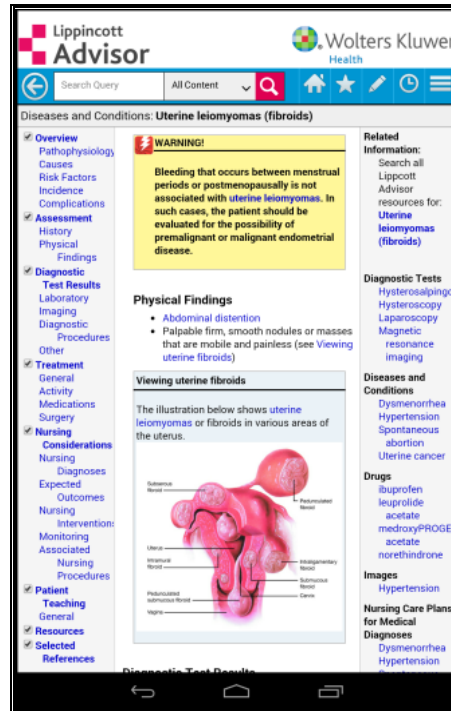
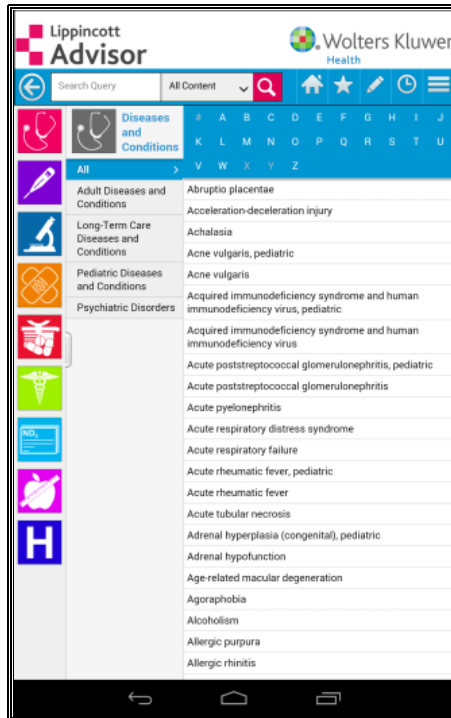
App Installation Instructions for Apple and Android Devices, Continued

How to Install, (continued)

Step	Action
7	<p>Tap the Enter or Accept button.</p> <p><u>Reminder:</u> The terminology is dependent on the store – Google Play or App Store.</p>
8	<p>When prompted to download content, click the Download button.</p> <p><u>Result:</u> The app will open to the landing page.</p> 

App Installation Instructions for Apple and Android Devices, Continued

Content Examples

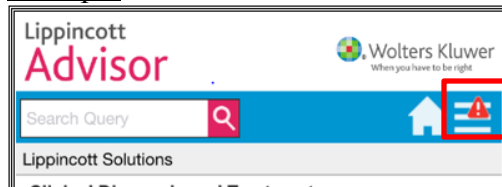


Update Notifications

How will I know there is an update?

If there has been an update loaded in Lippincott, you will need to update your app content. A red caution triangle in the upper right-hand corner indicates there is an update available.

Example:



Updating the App

Follow the steps below to update the *Lippincott Advisor* app.

Step	Action
1	Tap the red caution triangle on the menu bar. <u>Result:</u> A full menu will open.
2	Select the Updates option in the menu.
3	When prompted, select Update All . <u>Example:</u> 