

NCLEX

Examination

RN Nursing Licensure Preparation Spring 2021



Application for Licensure

- All applicants are required to apply for Licensure online via BreEZE on the California Board of Registered Nursing Website www.rn.ca.gov
- Use must register for a BreEZe account before you can start your application.
- Once you have a BreEZe account, you can start your application by selecting 1-RN Initial Exam Application from the dropdown menu below “Start a New Application or Take an Exam”.
- Once you submit your application, you will not be able to change it.
- You will attach documents at the end of the process before you submit the application to the BRN.
- A video tutorial is available at: https://www.dca.ca.gov/webapps/breeze/submit_app_breeze/submit_app_breeze.html
- Information specifically about the application for an RN license can be found at: <http://www.rn.ca.gov/applicants/index.shtml>
- Select: Licensure by Examination in the State of California



- Use the same name in APPLICATION AS ON your state issued identification (usually a Driver's License).
 - If you change your name notify the Board immediately
- What you will need prior to submitting your application:
 - US Social Security or individual taxpayer identification number is MANDATORY – BRN will not process your application without it
 - A recent 2x2 passport type photo of head and shoulders only

Preparing to Apply

I understand that I am required to report immediately to the California Board of Registered Nursing if I am convicted of **ANY** offense that occurs between the date of this application and the date that a California registered nurse license is issued. I am also required to report to the California Board of Registered Nursing any disciplinary action and/or voluntary surrender against **ANY** health-care related license/certificate that occurs between the date of this application and the date that a California registered nurse license is issued. I understand that failure to do so may result in denial of this application or subsequent disciplinary action against my license/certificate.

I certify, under penalty of perjury under the laws of the State of California, that all information provided in connection with this application for licensure is true, correct and complete. Providing false information or omitting required information is grounds for denial of licensure or license revocation in California.

SIGNATURE OF APPLICANT

DATE

(Rev 1/15)

Attach a recent 2"x2"
passport type photograph.

Please tape on all four sides.

Head and shoulders only

Online examination application form

<http://www.rn.ca.gov/pdfs/applicants/examid.pdf>

- Complete both pages
- Attach a 2X2 passport photo to the 2nd page of the form in the space provided

Application Form



- Be sure to use the same name on this application
- The live scan from can be found at <https://www.rn.ca.gov/applicants/fpinstruct.shtml#livescan>
- Follow the directions on the instruction sheet and fill in all the items marked X
- You will need three completed forms when you go to the Live Scan Location- one goes to Live scan operator; the operator will keep one form, the second copy is the one you will submit to the BRN with your application, and the last is for your files.
- Fee approximately \$7 - \$50 depending on where you get it done
- To locate an approved live scan provider search the CA Department of Justice list <https://oag.ca.gov/fingerprints/locations>
- Submit to the BRN after you have submitted your application

Live Scan

DO NOT submit ink card fingerprints unless you need to because it will take longer to process

Application Information

- All students must submit the application and fees for licensure online using a **valid credit** card **no more than 2-4 weeks prior to graduation** ---- MAY 28, 2021
 - If you do not submit payment when you submit your application, your application will not be processed.
- Application fees are non-refundable
- BRN will make you eligible to test in the Pearson Vue system. Person Vue will send you an Authorization to Test via email once you are deemed eligible by the BRN.
- Processing times may vary, so do not accept a position that starts before you anticipate getting your license (**current processing time 10-12 weeks**).
 - You can check the current processing time @ <https://www.rn.ca.gov/times.shtml>
- Once you are licensed your address of record will be disclosed to the public upon request
 - Usually employers

Accommodations

- Fill in the accommodations forms on the website.
- Will require verification of a disability from a licensed healthcare professional (review pages 18 – 22 of the application packet for more information.
<http://www.rn.ca.gov/applicants/lic-exam.shtml>)
- Get paperwork to the BRN early since it takes longer to process your paperwork

Prior Convictions

- **MISDEMEANORS AS WELL AS FELONIES** – Motor vehicle infractions over \$1000
- Will take longer to process application
- The BRN requires disclosure and evidence of rehabilitation (review documents for applicants with convictions
<http://www.rn.ca.gov/enforcement/enfappdesk.shtml>)
 - Signed & dated letter of explanation
 - Certified arrest and court records (or out of state discipline documents)
 - Letters of reference
 - Current work performance evaluation for the last 2 years
- The burden of proof of rehabilitation is on the candidate
- Refer to FAQs
- <http://www.rn.ca.gov/applicants/lic-faqs.shtml>

Contact me if
this is your
situation

Request for Transcripts

- Request for Transcript
http://www.rn.ca.gov/pdfs/applicants/end_transcript.pdf
- Complete and send to Hendra or Geri-Lyn
 - Allows us to bulk upload unofficial transcripts
 - No fee

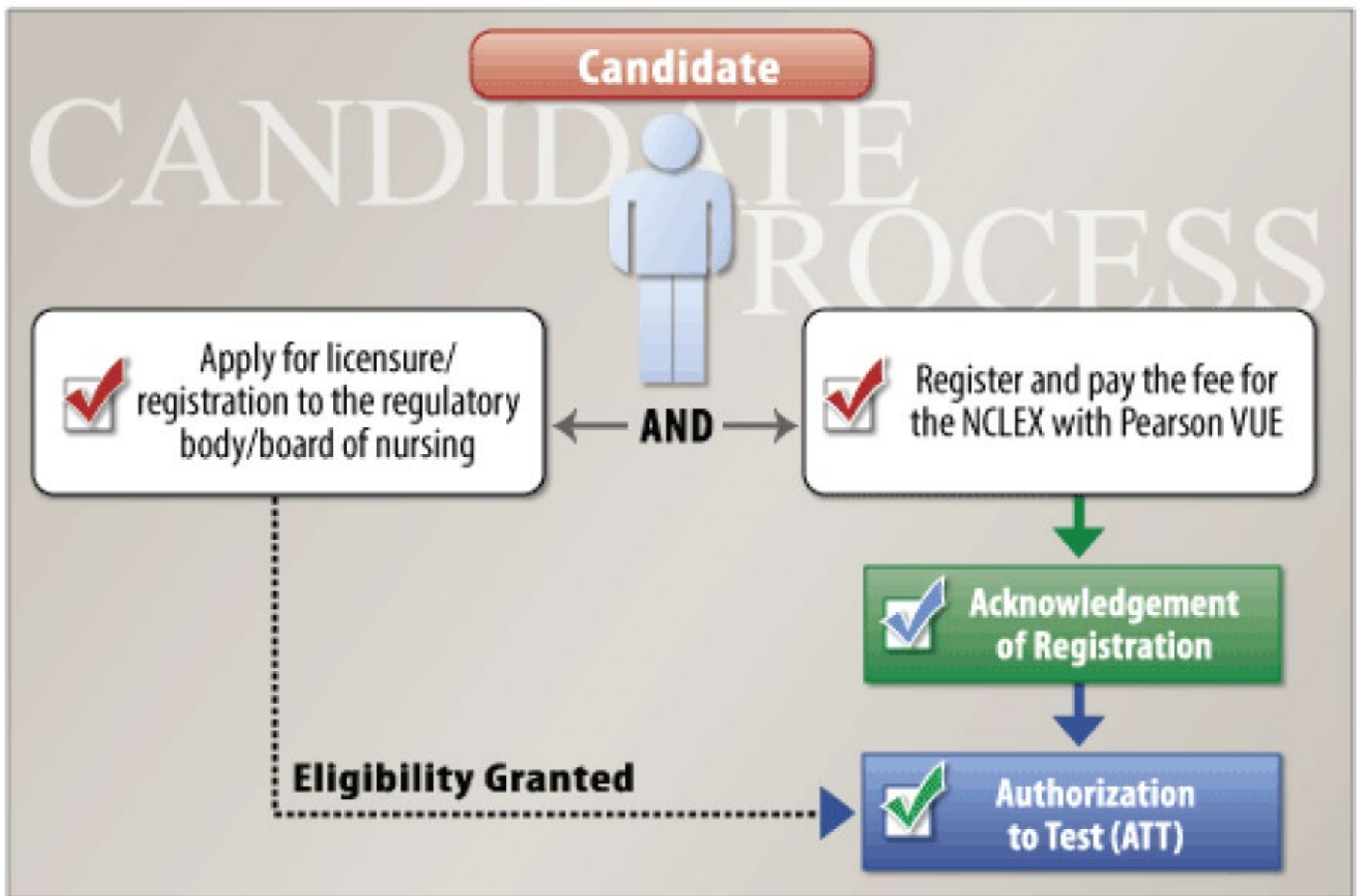
Fill in the top:
Name of Professional Registered
Nursing School:
CSU Channel Islands
Camarillo CA 93012
Years Attended
Year Graduated 2021

If we don't have your completed and signed request for transcripts by 5/15/21, your transcripts will not be sent in the batch with other graduates to the BRN. This may delay your ability to take NCLEX

Application Tips

- **Educational History Section**
- Leave expected graduation date field blank
- Provide any previous names you have had
- **IMPORTANT**
 - Double check all the information in the application to make sure it correct before you submit

Pearson Vue



Pearson Vue

- Must register with Pearson Vue to take NCLEX when you submit your application to the BRN.
- Once you receive the Authorization to Test, you must take the exam within 90 days.
- You will need a government issued ID to enter the testing site
<https://www.ncsbn.org/1221.htm>
 - Passport
 - Driver's license
 - Government issued ID card
 - Permanent residence card
 - Military ID
- Review the candidate rules prior to taking the exam
- <https://www.ncsbn.org/1268.htm>

Pearson Vue Information

- National Council State Board of Nursing website for 2021 NCLEX Examination Candidate Bulletin.
- <https://www.ncsbn.org/1213.htm>
- **Program Code US04504300 Camarillo CSU Channel Islands**

Pearson VUE Professional Testing
Centers
Closest Location to Camarillo
Westlake Corporate Center
875 Westlake Boulevard Suite 108
Westlake, Village CA 91361

Closest Location to Goleta
Gill Office Building
1010 S. Broadway Suite F
Santa Maria, CA 93454

Preparation for the Exam




Resources available
at BRN website



Virtual ATI 3-day Live
Review scheduled
for May 17, 18, & 19



Set a preparation
time frame



- Time frame varies: All transcripts must be in before Authorization to Test is granted
 - Transcripts will not be ready for upload before late June
- Will not be able to test before that date at the earliest
- BRN and Pearson Vue Processing Time 10-12 weeks
 - Estimated EARLIEST testing about August 3, 2021.
- Plan your job search accordingly
 - Do not take a vacation, get married, have a baby or any other life changing event until after you have taken the exam

Time from Graduation to Licensure

Results




Questions 75- 265
Question or 6 hours



15 Questions are not
scored



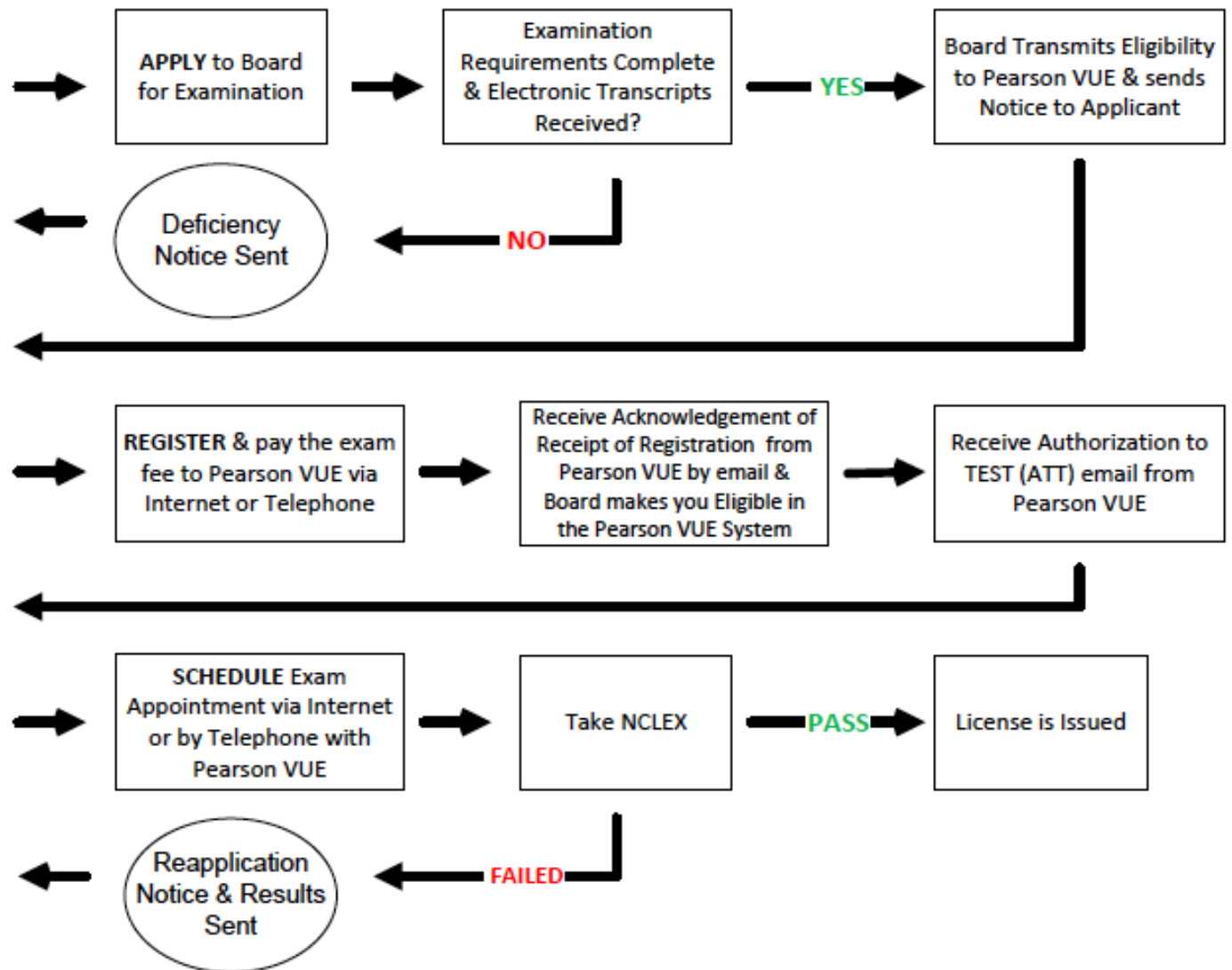
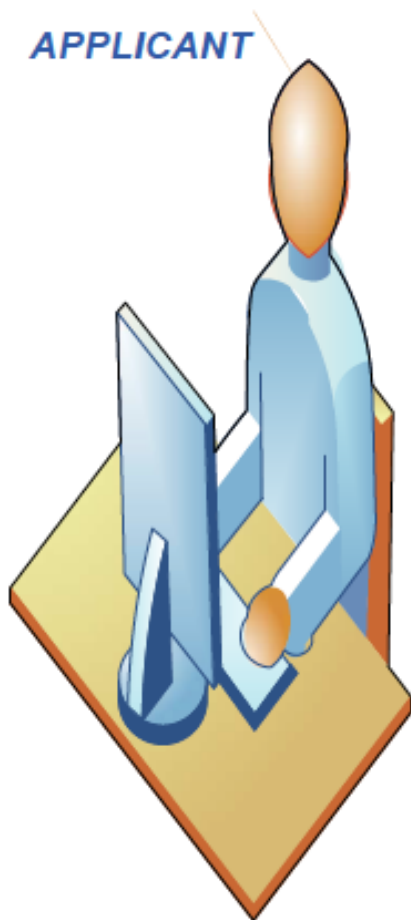
You should get the
results shortly after
taking the exam.



Do not contact the BRN for questions
on processing time this slows down
processing. There is a approximate
processing time grid on the website.

Board of Registered Nursing Examination and NCLEX Registration Process

APPLICANT



Public Health Nurse Application

- After receiving your license apply for the Public Health Nurse certificate
 - **After you get your RN license**
 - Submit a request for transcripts To the Registrar and pay fees
 - ***Official transcripts will be sent to the BRN. Do not request that they be sent to you.***
- The application for the PHN Certificate can be found at <http://www.rn.ca.gov/applicants/ad-pract.shtml#phn>

Fees 2021

All fees are non-refundable- Total \$885 (including interim permit)

BRN Application for licensure fee:

- \$300

BRN Interim Permit

- \$100

Pearson Vue fees for testing

- \$150

Live Scan Fees:

- Approximately \$35

BRN Public Health Nurse

- \$300